NOTE: FINISH IS WHITE INK ON SOLAR BLACK POWDER PAINT

REVISIONS				
ZONE	REV	DESCRIPTION	DATE	APPROVED

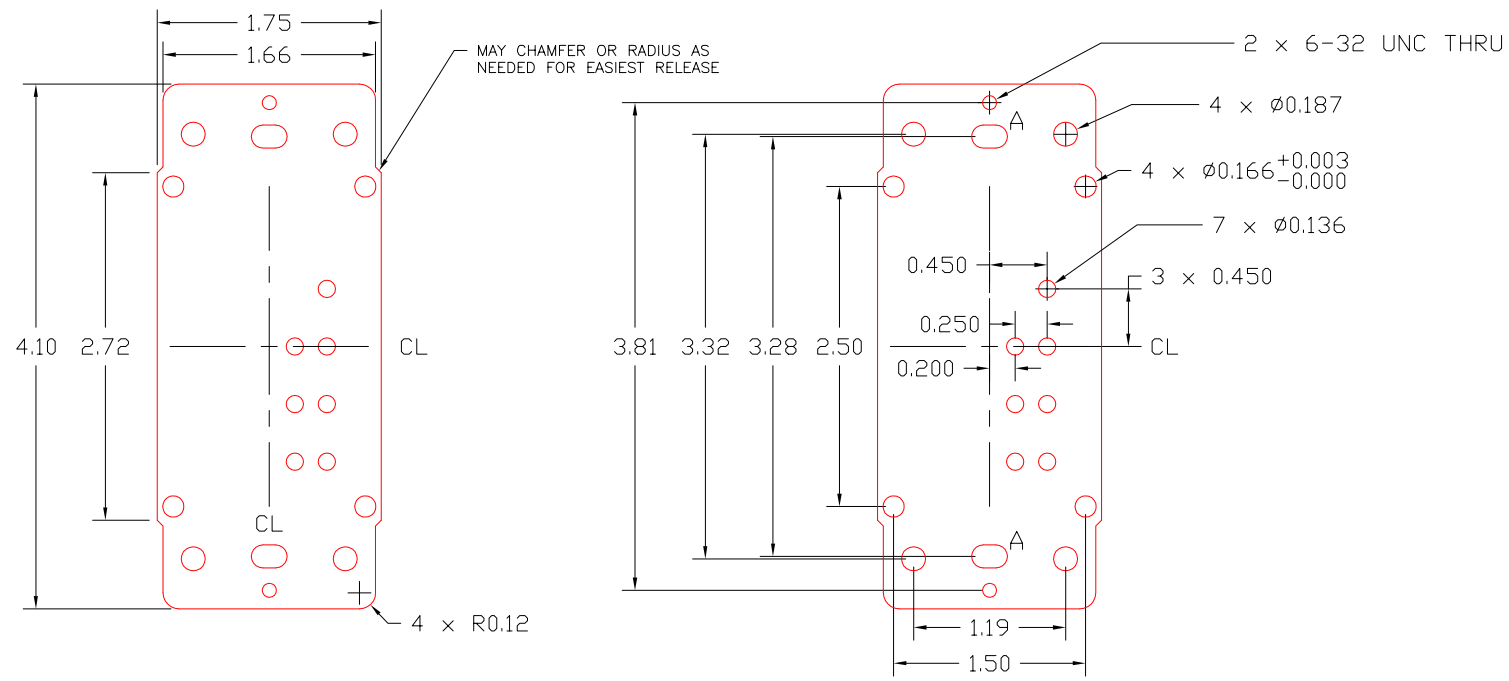



REFERENCE MEASUREMENTS SYMMETRICAL TO CENTERLINE

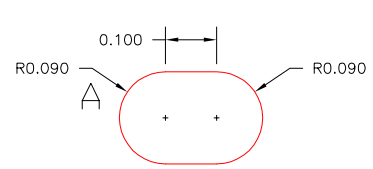

MOUNTING SLOT DETAIL

QTY REQD	QTY REQD	QTY REQD	QTY REQD	QTY REQD	QTY REQD	FIND NO.	CAGE CODE	PART NUMBER OR IDENTIFYING NUMBER	NOMENCLATURE OR DESCRIPTION	FIND NO. MATL AND OR FINISH	QTY	UM	SPEC OR STD	SHEET NO.	NOTE
						3		18 GAUGE	METAL SHEET STOCK, STEEL						
					1	2		-002	CDP-2 FACEPLATE, FAB	3	8	SI			
						1		-001	CDP-2 FACEPLATE						
					-001										

UNLESS OTHERWISE SPECIFIED

1. ALL DIMENSIONS IN INCHES AND INCLUDE APPLIED FINISH.
2. TOLERANCES: FRACTIONS ±1/16
   DECIMALS
   2 PLACE ± .02
   3 PLACE ± .010
   ANGLES ±1°
   HOLE DIAMETERS PER ANDI0387
   REPETITIVE FEATURE IS NON-CUMULATIVE
3. INTERPRET DRAWING IN ACCORDANCE WITH DOD-STD-100
4. PARENTHETICAL INFORMATION FOR REFERENCE ONLY

DASH	NEXT ASSEMBLY	USED ON
APPLICATION		

CONTRACT NUMBER		
NONE		
APVD	DAN MULLIN	02-08-07
ENGR	DAN MULLIN	02-08-07
ENGR		
CHECK	DAN MULLIN	02-08-07
DRAWN	DAN MULLIN	02-08-07
ISSUE DATE	02-08-07	

AUTOMATED SYSTEMS ENGINEERING
COLORADO SPRINGS, CO

DWG TITLE
CDP-2 FACEPLATE

SIZE	CAGE CODE	DWG NO.	REV
C	0RYR2	NOT ASSIGNED	C

SCALE NONE SHEET 1 OF 1

REV								
SHEET								

REVISION STATUS OF SHEETS